


MASHPEE WATER DISTRICT



2016
ANNUAL
REPORT



"for generations unborn"

REPORT OF THE BOARD OF WATER COMMISSIONERS

To the citizens of the Mashpee Water District:

The Board of Water Commissioners is pleased to submit our annual report for the calendar year ending December 31, 2016.

2016 was another year of successful system improvements. Our meter replacement program is complete. Most of our customers have been changed over to a new radio frequency meter. This upgrade has been a great improvement for our system, cutting the staff time needed for meter reading by 90% and thus allowing staff to focus more on repair and maintenance projects. It has also played a part in allowing the District to function with one less field employee, resulting in budget savings. Other improvements we have made include a new design and set up for your water bill. Call the office with questions you may have regarding the changes. We continue to maintain and protect the quality and availability of the District's water sources.

As a reminder, Spring is when the District flushes our distribution pipes to insure that you receive the highest quality water. Please check the Mashpee Enterprise for the dates and time frames for your neighborhood.

In May 2016, Water Commissioner F. Thomas Fudala was re-elected for another 3 year term.

We hope that all citizens will continue to practice water conservation. To help you do that, we invite you to stop by our office to pick up a free water conservation kit. We have also continued our efforts for water conservation education through our annual Quashnet School poster contest.

The 2016 poster contest winners for the 4th graders at the Quashnet Elementary Schools were:

- 1st Place winner - Grace McDonald
- 2nd Place winner - Sabrina Vazquez
- 3rd Place winner - Arden Rebello
- Honorable Mention - Jaya Merkman

We also continue to participate in the K.C. Coombs elementary school Science Fair, where we provide students and their families with free refillable water bottles, so you can enjoy your high quality District water from home while on the go.

None of this could be accomplished without the leadership and expertise of our Operations Manager Andy Marks and the rest of the District's outstanding staff. We thank them for their tireless efforts to bring you the highest quality water at the lowest possible price.

As always, it is our pleasure to serve as your Board of Water Commissioners.

Respectfully,

F. Thomas Fudala, Chairman
Ronald Gangemi, Vice Chairman
Kenneth E. Marsters, Clerk

8th ANNUAL POSTER CONTEST

2016 WINNER



REPORT OF THE OPERATIONS MANAGER

To the Board of Water Commissioners and the District Residents, I wish to submit the following as the operational report of the Mashpee Water District for calendar year 2016.

The Mashpee Water District customer base expanded its customers by 120 this year. These additional customers increased the total accounts to 9,679 as of December 31.

During the year we continued our efforts to provide safe drinking water and fire protection to the citizens of Mashpee. The total number of fire hydrants expanded this year to 1,426. The District has approximately 171 miles of water main. Fire hydrant maintenance and water main flushing was a major part of our efforts and will continue to be performed now and in the future. In 2016 we purchased and installed fire hydrant markers on all of the District fire hydrants to assist the Fire Department during heavy snow winters.

The District wells pumped 509 million gallons of water and we purchased 56 million gallons from the Upper Cape Regional Water Supply Cooperative and the Sandwich Water District. The total gallons used for customers and system maintenance were 565 million gallons.

Our website (www.mashpeewaterdistrict.com) has useful information so please check it out. Call the office anytime during business hours to make suggestions to improve your water system. We welcome that. We do still offer conservation kits to all of our customers so please stop by the office and pick one up.

Respectfully submitted,
Andrew Marks
Operations Manager

REPORT OF THE TREASURER

To the citizens of the Mashpee Water District:

The Water District's tax rate was set at .11 cents per thousand dollars of valuation on January 1, 2017. This is down from the previous January 1, 2015. Property values increased 4.15% from calendar year 2015. Also, the omnibus budget for FY17 decreased by -1.2% from the previous fiscal year due to retired employees and debt reduction.

Bank interest earnings are still steady at low rates for another year. Our investments have remained liquid in order to observe the interest rates over time. The District continues to search out the highest rate available as well as keep the investments secure. Our revenues from water services are still small but remained the same from last year. Additionally, revenues from other miscellaneous charges for services stayed about the same. Our collections of water charges continue to be excellent. Thank you to all our customers for that.

Our debt in 2016 has continued to decrease because no new debt has been incurred for the calendar year.

At Annual District Meeting, the district appropriated revenue to the tank maintenance account, stabilization account, and placed the annual OPEB payment into our account slowly funding the liability, as well as the FY'2017 omnibus budget.

Invoice cloud is still providing a convenience for our customers. Please go to our website: www.mashpeewaterdistrict.com if you would like to take advantage of this form of payment. Fees do apply. Paperless/online billing is still in our future. We want to make sure it will benefit all of our customers.

With the retirement of our Accounts Receivable clerk last calendar year, it has provided an opportunity for movement within our office staff. We have added a new customer service person, Rebecca Swanson. We have welcomed her this year.

Respectfully submitted,
Leanne Gray, Treasurer/ Accountant

MASHPEE WATER DISTRICT
BALANCE SHEET

ASSETS

JUNE 30, 2016

Cash:			
Revenue:	4,972,202.78		
Petty Cash:	<u>150.00</u>	\$	4,972,352.78
Accounts Receivable:			
Personal Property Taxes:			
Prior Years:	374.60		
Fiscal Year 2016	160.62		535.22
Real Estate Taxes:			
Prior Years:	1,759.18		
Fiscal Year 2016	23,660.99		25,420.17
Water Betterments Added to Taxes			
Apportionments- Prior Years:	1,241.89		
Apportionments- FY 2016	12,594.11		
Committed Interest- Prior Years:	335.34		
Committed Interest- FY 2016	<u>3,633.94</u>		17,805.28
Deferred Betterments Age/Built			1,034.74
Tax Foreclosures/ Possessions			15,875.65
Tax Title Receivables:			57,427.32
Water Receivables: Rates & Charges	38,768.68		
Water Liens	<u>3,801.74</u>		42,570.42
Estimated Receipts			0.00
Loans Authorized:			850,000.00
Revenue- Fiscal Year 2017 (a)		\$	<u>2,766,860.00</u>
<u>TOTAL ASSETS:</u>		\$	<u>8,749,881.58</u>

MASHPEE WATER DISTRICT
BALANCE SHEET

LIABILITIES & RESERVES

JUNE 30, 2016

Funds in Escrow:

Payroll Withholdings Due	1,137.29	
Betterment Reserve Revenue	39,990.45	
Contractors Guarantees	<u>60,599.50</u>	\$ 101,727.24

Warrants Payable 22,816.43

Appropriations:

Appropriation Control FY'2017 (b) 4,617,776.55

Reserves for Tax Abatements:

Overlay- Prior Years	46,131.06	
Overlay- Fiscal Year 2016	<u>8,069.37</u>	54,200.43

Reserves for Uncollected Receivables:

Water Revenue	42,570.42	
Special Assessment Revenue	17,805.28	
Tax Title Revenue	57,310.26	
Tax Forecl./ Poss. Revenue	15,875.65	
Deferred Bett. Rev. Age/Built	<u>1,034.74</u>	134,596.35

Fund Balances Reserved for Appropriation:

System Development Fees	<u>963,921.06</u>	963,921.06
-------------------------	-------------------	------------

Loans Authorized & Unissued: 850,000.00

Petty Cash 150.00

Unreserved Fund Balance: \$ 2,004,693.52

TOTAL LIABILITIES & RESERVES: **8,749,881.58**

MASHPEE WATER DISTRICT
BALANCE SHEET

NOTES TO BALANCE SHEET

JUNE 30, 2016

(a) Revenue FY'2017

Votes @ Annual Dist. Mtg. 4/26/2016	\$	2,289,360.00	
Transfers from Available Funds	*	477,500.00	
Transfers from free Cash		<u>653,267.00</u>	Actual 7/01/16
	\$	3,420,127.00	

* Transfers from available funds breakdown

1. Surplus Revenue (Free Cash)		\$ 1,003,267.00	
2. Transfer from Trust Funds		<u>477,500.00</u>	
		<u>\$ 1,480,767.00</u>	

(b) Appropriation Control FY'2017

Recorded Votes of Annual Dist. Mtg.	\$	3,420,127.00	
Special Article Funding ADM 4/26//16	\$	200,000.00	
Trust Fund Stabilization)Revenue ADM 4/2	\$	150,000.00	
Budget Encumbrances Carried Over		13,743.00	
Prior Years Bills			
	\$	<u>3,783,870.00</u>	

Special Articles Carried Forward

1. Water main Extns. / Dead Ends	\$	99,049.62	
2. Great Oak Road Easement		26,000.00	
3. Scada System Upgrade		13,640.22	
4. Future O.P.E.B. account		125,000.00	
5. Future Tank maintenance		375,353.83	
6. Turner Rd. 2 Station Construction		-	
7. Well Cleaning account		18,433.48	
8. Well Site Developmt/ Const.		<u>176,429.40</u>	(Non-Revenue)
Subtotal		<u>833,906.55</u>	
Total Balance Carried Forward	\$	<u>4,617,776.55</u>	

MASHPEE WATER DISTRICT

BALANCE SHEET

DEBT LEDGER

June 30, 2016

Debt Issued:

Serial Loans Issued & Outstanding 6/30/16 \$2,365,000.00

Debt Due:

Water Obligation Bonds Due 2001-2020	580,000.00
Water Obligation Bonds Due 2007-2021	585,000.00
Water Obligation Bonds Due 2008-2023	<u>1,200,000.00</u>
	<u>\$2,365,000.00</u>

DEFERRED LEDGER

Deferred Water Main Betterments: \$880,545.84

Apportionments Due- 2011 - 2029 \$880,545.84

TRUST FUND LEDGER

Cash & Securities in Custody of Treasurer	<u>\$3,026,365.72</u>	
Due from General Fund		(\$39,990.45)
Stabilization Fund		424,129.27
Unemployment Fund		49,436.94
Betterment Reserve Fund		<u>2,592,789.96</u>
Total Trust Funds		<u>\$3,026,365.72</u>

FIXED ASSETS- (Net of Depreciation)

Land	4,943,009.00	
Buildings	7,345,404.00	
Vehicles	75,834.00	
Equipment & Fixtures	130,669.00	
Distribution System	<u>14,579,451.00</u>	
Total Fixed Assets		<u>\$27,074,367.00</u>

MASHPEE WATER DISTRICT

SCHEDULE OF RECEIPTS

FISCAL YEAR 2016

REVENUE

COMPLETE

Taxes: Real Estate & Personal Property

Prior Years 23,268.04

Fiscal Year 2016 739,537.69

762,805.73

Deferred taxes Collected

-

Tax Titles Collected:

7,168.08

Betterments:

Prior Years 11,694.63

Fiscal Year 2016 164,893.57

Paid In Advance 34,912.53

Unapportioned 0.00

211,500.73

Committed Interest:

Prior Years 3,360.57

Fiscal Year 2016 50,446.98

Paid In Advance 883.95

54,691.50

Water:

Rates & Charges 1,883,023.85

Water Liens 3,058.05

1,886,081.90

Estimated Receipts:

Interest on Taxes 6,911.75

Interest on Investments 15,111.78

Service Connections 63,005.00

Inspection Fees, Misc. Servs 106,433.16

191,461.69

System Development Fees

43,550.00

TOTAL REVENUE RECEIPTS:

\$ 3,157,259.63

Other Receipts:

Payroll Ded. Withheld 311,251.48

Contractors Guarantees 16,000.00

Insurance Loss receipt -

Bond Proceeds Premium -

Refunded Bond Issue Proceeds -

Trust Fund Proceeds

\$ 327,251.48

TOTAL RECEIPTS

\$ 3,484,511.11

MASHPEE WATER DISTRICT

SCHEDULE OF PAYMENTS-

FISCAL YEAR 2016

REFUNDS:

Contr.Guar./ Escrow Reimbsmts.	20,585.00	
System Development Refunds	650.00	
Water, Serv. Conn. Refunds	<u>1,950.00</u>	\$ 23,185.00
Payments to Trust Funds		226,904.61
Payroll Ded. to Agencies		<u>309,040.31</u>
		<u>559,129.92</u>

FY'16 ARTICLE APPROPRIATIONS

FY'15 Unpaid Bills	0.00	
Tank maintenance & Painting	0.00	
Turner Rd.2 Station Constr.	0.00	
Well Cleaning account	<u>0.00</u>	
		<u>0.00</u>

Maintenance & Operations

Salaries & Wages	772,498.98	
Fixed Expenses/ Benefits	681,972.48	
Office Administration	91,881.50	
Debt & Interest	670,581.25	
Legal, Engineering, Consult.	125,133.06	
Field Maint. & Operations	<u>649,352.15</u>	
<u>Total Revenue Appropriations</u>		\$ <u>2,991,419.42</u>

Non-Revenue Appropriations

Mashpee Village Filtr. Station	0.00	
		\$ <u>-</u>

TOTAL PAYMENTS

Respectfully Submitted,		\$ <u>3,550,549.34</u>
Leanne Gray, Treasurer		

MASHPEE WATER DISTRICT
REPORT OF THE TREASURER

CASH RECONCILIATION

GENERAL FUND

Beginning Balance- July 1, 2015	\$	4,632,100.34
Due from Trust fund FY15		400,000.00
Error from Nov 2015 GJ P.12		4,919.67
Pymment from Esrow FY16		1,220.00
Refunds/ Errors / Adjustments		338.52
Cash Receipts (per schedule)		<u>3,484,511.11</u>
Subtotal		8,523,089.64
Cash Payments (per schedule)		-3,550,549.34
Refunds/Errors/ Adjustments		-187.52
Warrants Payable FY16		-22,816.43
Subtotal		<u>-3,573,553.29</u>
Ending Balance- June 30, 2016	\$	<u>4,949,536.35</u>

Cash in Banks- June 30, 2016

Petty Cash/ Checking:	\$	150.00
Money Market Accounts:		3,344,797.00
Investments:		<u>1,627,405.78</u>
Ending Balance- June 30, 2015	\$	<u>4,972,352.78</u>

TRUST FUNDS

Money Market Accounts:	2,492,397.35
Investments:	533,968.37

Total Trust Fund Balance		<u>3,026,365.72</u>
--------------------------	--	---------------------

<u>TOTAL GENERAL & TRUST FUNDS</u>	\$	<u>7,998,718.50</u>
---	-----------	----------------------------

NOTES

**MASHPEE WATER DISTRICT EMPLOYEES
CY16**

<u>Last Name, First Name</u>	<u>Title</u>	<u>Salary</u>
Badger, Jessica	Accounts Rec	\$48,995.08
DiGiacomo, Adam	Field Technician	\$68,469.29
Forbes, Scott	Field Technician	\$76,025.55
Fredericks, Michael	Field Technician	\$71,973.88
Fudala, F. Thomas	Commissioner	\$5,000.00
Gangemi, Ronald	Commissioner	\$5,000.00
Gorczyca, Sarah	Administrative Asst.	\$56,006.71
Gray, Leanne	Treasurer/Accountant/Clerk	\$71,167.72
Marks, Andrew	Operations Manager	\$102,664.04
Marsters, Kenneth	Commissioner	\$5,000.00
Mills, Robert	Moderator	\$200.00
Perry, James	Asst Operations Mgr	\$85,942.83
Swanson, Rebecca	Junior Clerk	\$32,436.84
Umina, John	Field Technician	\$35,239.64
Wood, Charles	Field Technician	\$56,977.58
Villa, Nicholas	Field Technician	\$57,624.46
Total		\$778,723.62

BOARD MEETINGS – FY 2016

28 July 2015	Regular Meeting
29 September 2015	Regular Meeting & Executive Session
17 November 2015	Regular Meeting & Executive Session
15 December 15, 2015	Regular Meeting & Executive Session
22 March 2016	Regular Meeting
26 April 2016	Regular Meeting
1 June 2016	Regular Meeting

REPORT OF THE DISTRICT CLERK

To the Citizens of the Mashpee Water District:

The District held its Annual District Meeting on Tuesday, April 26, 2016. The Annual Election was held on Saturday, May 17, 2016 on same ballot as the Town Election.

The following certified copies indicate the results of the election and the District Meeting actions.

Respectfully submitted,

Leanne Gray
District Clerk

Mashpee Water District
Annual Election
May 17, 2016

WATER COMMISSIONER- THREE YEAR TERM- VOTE FOR ONE (total of all precincts)

F Thomas Fudala	1233
Write-In	21
<u>Blank</u>	<u>147</u>

TOTAL:	1401
--------	------



"for generations unborn"

Mashpee Water District

79 Industrial Drive
Mashpee, MA 02649
508-477-6767

ANNUAL DISTRICT MEETING TUESDAY, APRIL 26, 2016

Barnstable, SS:

Greetings:

In the name of the Commonwealth of Massachusetts, you are hereby directed to notify and summon the inhabitants of the Mashpee Water District who are qualified to vote in the elections to meet at the Mashpee Water District, 79 Industrial Drive, Mashpee, Massachusetts, **on Tuesday, April 26, 2016 at 7:30 P.M. for the following purposes:**

To act on the Articles contained in the following Warrant:

Article 1: To hear and act on the 2015 Report of the District Officers.

Article 2: To see if the District will vote to raise and appropriate or transfer from available funds the sum of **\$3,420,127.00** to defray the regular expenses of the District for the Fiscal Year beginning July 1, 2016 including Office expenses; Salaries and Wages; Employees Benefits Costs; Legal, Engineering and Professional Services; Field Maintenance & Operations; Fixed Costs; and Debt & Interest Expenses, as may be deemed necessary by the Board of Water Commissioners, or take any other action relating thereto.

Explanation: This is the District's operating budget for the Fiscal Year 2017 commencing July 1, 2016 through June 30, 2017.

OPERATING EXPENSES	BUDGET FY2016	PROPOSED FY2017
Office Expenses	126,700	126,700
Salary and Wages	807,100	828,071
Employee Benefits	565,219	695,720
Legal, Engineering & Professional Services	203,500	203,500
Field Maintenance & Operations	848,636	848,636
Fixed Expenses	240,000	240,000
Debt & Interest	671,000	477,500
Total Omnibus Budget	<u>3,462,155</u>	<u>3,420,127</u>

Article 3: To see if the District will vote to raise and appropriate or transfer **\$50,000** from available funds to the Future Tank maintenance account, or take any other action relating thereto.

Explanation: Approval of this Article will enable the District to add another \$50,000 to the account established for the eventual painting and cleaning of the District Water Tanks.

Article 4: To see if the District will vote to appropriate and transfer from available funds **\$150,000** to the Stabilization Fund Account, or take any other action relating thereto.

Explanation: This article enable the District to continue their plan to build up the Stabilization Fund Account for future capital projects.

Article 5: To see if the District will vote to appropriate and transfer from available funds **\$150,000** to the account established for Other Post Employment Benefits (OPEB), or take any other action relating thereto.


Explanation: Approval of this Article will enable the District to add another \$150,000 to the account established for the eventual funding of Other Post Employment Benefits, which is currently an unfunded liability.

And you are hereby directed to serve this warrant by posting up attested copies thereof, one each at the Town Hall, Post Office, Library, Senior Center, Transfer Station, and the District Office, fourteen days at least before the meeting.

Hereof fail not and make returns of this warrant with your doings thereon to the District Clerk at the time of said meeting.


Given under our hands this 22nd day of March, two thousand sixteen.


Leanne Gray, District Clerk


F. Thomas Fudala, Chairman


John Dami, Constable


Kenneth Marsters, Vice-Chair


Ronald Gangemi, Clerk
WATER COMMISSIONERS

DISTRICT SEAL

TAX RATE RECAPITULATION
Fiscal Year 2017

I. TAX RATE SUMMARY

la. Total amount to be raised (from page 2, IIe)	\$ 3,776,774.77
lb. Total estimated receipts and other revenue sources (from page 2, IIIe)	3,230,767.00
lc. Tax Levy (Ia minus Ib)	\$ 546,007.77
ld. Distribution of Tax Rates and levies	

CLASS	(b) Levy percentage (from LA5)	(c) Ic above times each percent in col (b)	(d) Valuation by class (from LA-5)	(e) Tax Rates (c) / (d) x 1000	(f) Levy by class (d) x (e) / 1000
Residential	90.9927	496,827.21	4,516,609,730.00	0.11	496,827.07
Net of Exempt					
Open Space	0.0347	189.46	1,721,800.00	0.11	189.40
Commercial	7.0066	38,256.58	347,787,210.00	0.11	38,256.59
Net of Exempt					
Industrial	0.7535	4,114.17	37,404,500.00	0.11	4,114.50
SUBTOTAL	98.7875		4,903,523,240.00		539,387.56
Personal	1.2125	6,620.34	60,183,760.00	0.11	6,620.21
TOTAL	100.0000		4,963,707,000.00		546,007.77

MUST EQUAL 1C

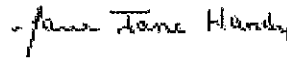
Board of Assessors

Jason R. Streebel, Assessing Director, Mashpee, jstreebel@mashpeema.gov 508-539-1400 | 11/29/2016 10:27 AM

Comment: BOA Signatures on file

Do Not Write Below This Line --- For Department of Revenue Use Only

Reviewed By: Jared Curtis
 Date: 11/30/2016
 Approved: Thomas Guilfoyle
 Director of Accounts: Mary Jane Handy



NOTE : The information was Approved on 11/30/2016